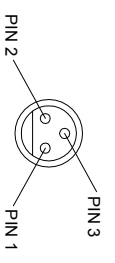


Revision Notes:  
 1. DISPLAY PROPERTIES CHANGE. BUZZER DB LEVEL CHANGE.  
 Checked By: - Approved By: - Date Released: -

# VIEW A

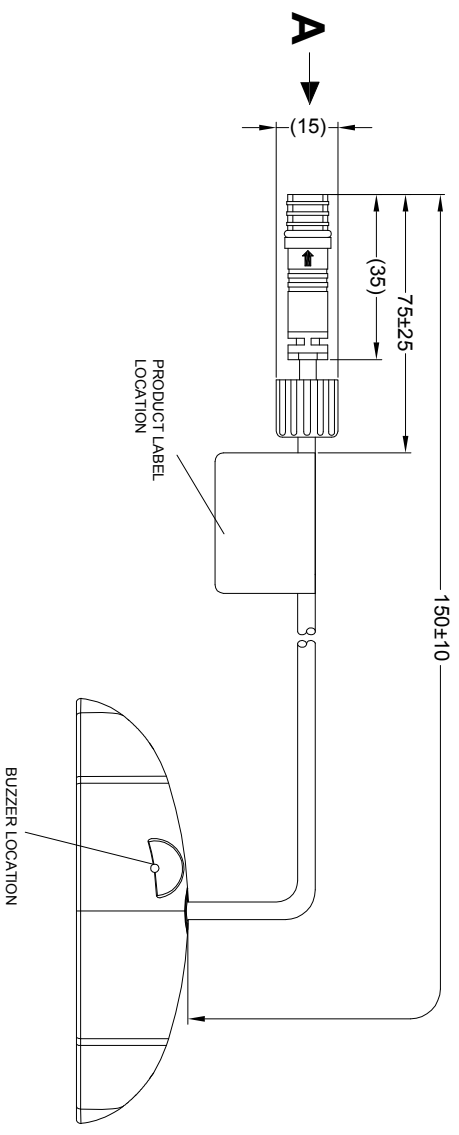
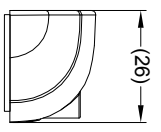
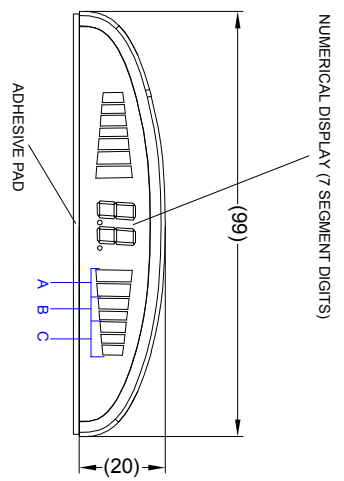


## 3 PIN FEMALE MATING FACE

PIN #	WIRE COLOUR	DESCRIPTION
1	BLACK	GND
2	RED	BUZZER PWR
3	WHITE	BUZZER SIGNAL

## DISPLAY PROPERTIES

SEGMENT	COLOUR	DETECTION ZONE	AUDIO CONSTANT TONE	ILLUMINATED ON DETECTION
A	RED	INNER	4 tps	A, B, C
B	AMBER	MIDDLE	4 tps	B, C
C	GREEN	OUTER	1 tps	C



### NOTES:

1. ALL AUDIBLE WARNINGS ARE MEASURED IN BEEPS PER SECOND (bps).
2. VISUAL WARNING IS NUMERICAL AND IN METRES WITH COLOURED SEGMENTS LEFT AND RIGHT
3. POWER ON IS INDICATED BY TWO DASHES (- -) ON THE NUMERIC DISPLAY. (NO START UP BEEP)
4. IT IS NOT POSSIBLE TO DISABLE AUDIBLE BUZZER.
5. BUZZER VOLUME 76dB ± 5dB @ 30CM
6. SELF ADHESIVE PAD IS STUCK ON THE BOTTOM FOR FIXING TO SMOOTH SURFACE.
7. BLACK TEXTURED PC PLASTIC.
8. REFER TO DRAWING BE-001561-XX-11 FOR PRODUCT LABEL DETAIL.

PROPRIETARY NOTICE  
 THIS DESIGN AND TECHNICAL INFORMATION APPEARING ON THIS DRAWING IS THE PROPERTY OF BRIGADE ELECTRONICS, AND IS DISCLOSED IN CONFIDENCE. IT IS NOT TO BE COPIED, REPRODUCED, REVEALED TO OR EXPROPRIATED BY OTHERS, EITHER IN WHOLE OR IN PART WITHOUT THE EXPRESS WRITTEN CONSENT OF BRIGADE ELECTRONICS.

**BRIGADE**  
 www.brigade-electronics.com

Assembly PI Approval LEE Q.LG 18.05.12	Approved by S.MATTHEWS	Checked by J.NEWMAN	Drawn by M.POTTER
Angle of Projection Third Angle	Units mm	Scale N/A	Released 20.02.12
Status RELEASED	Stock Code 3749	Released 20.02.12	Assembly Ref CEC-30077-00
UDS-001DP		BE-001658-01-11	